



TRAINING FOR SAFETY
TRAINING FOR SUCCESS

ABOUT THE WATER JETTING ASSOCIATION

The Water Jetting Association (WJA) is the UK-based member association for businesses, agencies and individuals involved in the water jetting industry.

OUR MEMBERS INCLUDE:

- Water jetting contractors
- Equipment manufacturers
- Drainage contractors
- Cleaning contractors
- Hire companies
- Training providers
- Organisations that use water jetting as part of their in-house business process
- International members



ACCREDITED
PROGRAMME

SETTING THE STANDARD

Our primary purpose is to promote the highest safety and technical standards for all forms of water jetting, including ultra-high-pressure water jetting, high pressure water jetting, drain and sewer cleaning, and pressure washing.

We have developed internationally respected codes of practice. The codes, which are continuously updated and improved, are recognised by the HSE as setting water jetting standards.



DELIVERING TRAINING

The WJA is the UK's largest provider of water jetting training, through a process of coaching and examination. All our courses are based on the standards set in our codes of practice. Our main course programme is accredited by City & Guilds.

As with our codes of practice, the WJA continuously reviews its training programme, improving content and delivery where necessary, and adding new courses that support safety and water jetting excellence.

WJA TRAINING - 6 KEY ADVANTAGES

Water jetting is an essential and highly-effective process for carrying out a wide range of cleaning, surface preparation, waste removal, demolition and cutting tasks.

All WJA training is delivered by WJA registered examination providers and WJA approved coach/examiners. They undergo regular assessment to ensure our rigorous standards continue to be met.

1

SETTING STANDARDS

All courses are based on the WJA's codes of practice and are accredited by City & Guilds

2

WORKING SAFELY

WJA coaching and practical assessment show operatives the fundamental principles of water jetting to build on for competence

3

WJA CERTIFIED

Many service users specify that water jetting must be delivered by operatives who are WJA-trained and certified

4

TRUSTED TO DELIVER

WJA training gives service users the confidence that operatives are knowledgeable in water jetting work tasks

5

DEVELOPING SKILLS

Our coaching underpins the learning of practice skills needed for productive and safe use of water jetting systems

6

BUILDING COMPETENCE

WJA coaching and examination help teams develop, and build on experience needed to be sustainable, competent and resilient

WJA TRAINING – HOW IT WORKS

Water Jetting Association courses give operatives a firm foundation for delivering safe water jetting services to a recognised and uniform standard. They then support operatives in maintaining that standard throughout their careers with a 3-yearly refresher course.

The WJA operates a two-stage coaching and examination process involving theoretical and practical learning. This way, candidates learn the key principles of safe water jetting and they get valuable hands-on experience under the guidance of an experienced WJA coach/examiner.

Class-based



Safety Awareness

Practical modules



Surface Preparation (SP)



Drain and Sewer (DS)



Drain, Sewer and Gun (DSG)



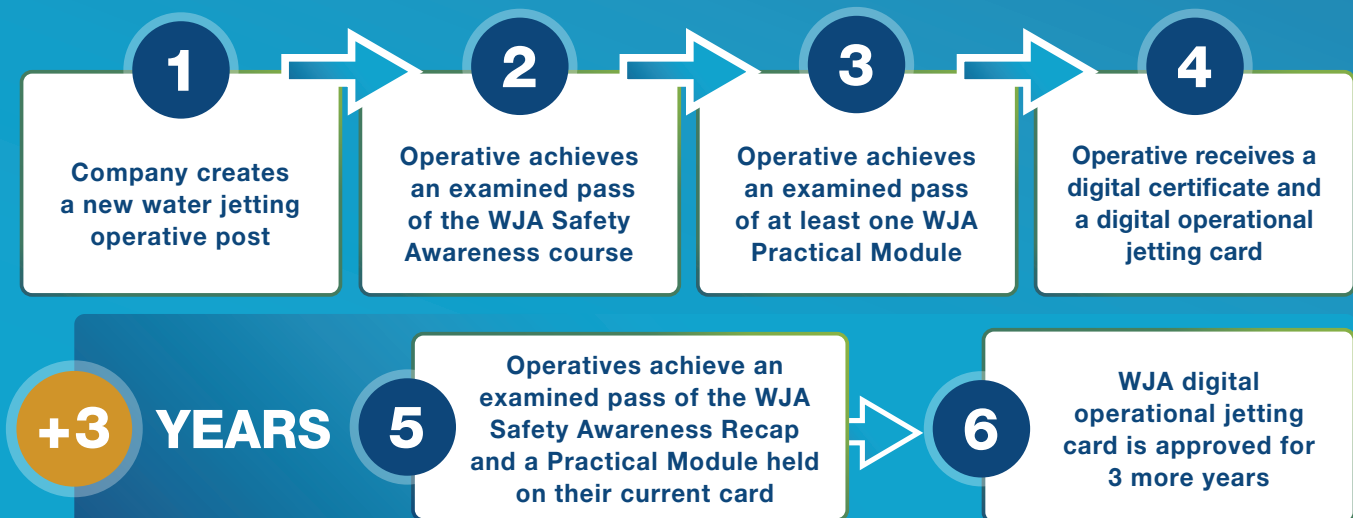
Tube and Pipe Cleaning (TP)



Hydrodemolition (HD)

For this module, surface preparation involves using a jetting gun at up to 275 bar (4,000 psi) that an operative can comfortably hold

WJA TRAINING COURSE PROCESS



EXTRA OPTION - Level 2 Water Jetting Technician Certificate



View course information on page 11

DIGITAL JETTING CARD ON WJA APP

Operatives who pass the WJA Safety Awareness course and at least one practical module receive digital certificates and digital operational jetting cards. Current course details can now be verified via the WJA app, or via a QR code on hard-copy jetting cards, which can be issued on request. A second QR code provides access to the WJA Water Jetting Injury Treatment Algorithm.



WJA operational jetting card – QR codes provide access to course details and the injury treatment algorithm

For more on WJA Course Verification and Injury Treatment Algorithm – See Page 10

WJA Pressure Washing Course
See Page 8

waterjetting.org.uk

SAFETY AWARENESS

ACCREDITING BODY



ACCREDITED
PROGRAMME

COURSE LENGTH



1 DAY

KEY FEATURES

- Facilitated group discussions
- Question and answer sessions
- Review of incidents and injuries in the industry
- Use of personal knowledge within the training group, facilitated by the coach/examiner

COURSE EXAMINATION

Candidates are examined on their knowledge using the CLIKAPAD digital response tool. In some circumstances, a paper examination system may be used.

Candidates must achieve a mark of 75% to pass the course.

DELIVERY

CLASSROOM THEORY

WJA CODES OF PRACTICE

Successful candidates will be given access to digital versions of all WJA codes of practice via the WJA app. Hard copies can also be purchased.



WHO SHOULD ATTEND

- New operational trainees
- Water jetting service managers and designers
- Water jetting service supervisors
- Site owners where water jetting tasks are carried out
- Permit issuers
- Health and safety managers and officers

Classroom Theoretical Assessment





3 CLASSES OF WJA SAFETY AWARENESS CARD

Operational

Must be accompanied by the successful completion of at least one practical module. Note, the Safety Awareness course must be completed first.

Non-operational

A Safety Awareness card issued to candidates who do not pass a practical module, so do not intend to use water jetting equipment.

Safety Awareness CNC

For operatives who use 'closed hood' automated CNC equipment. This course includes a practical assessment.

TOPICS COVERED

1. Introduction to water jetting
2. WJA codes of practice
3. Water jetting – types of pumps
4. Water jetting system types and safety devices
5. Hoses and ancillary equipment
6. Types of water jetting nozzle
7. Team roles and responsibilities (including minimum team numbers)
8. Hygiene procedures
9. Health and safety
10. How to respond to an untoward incident
11. PPE
12. Application overview
 - a. Surface preparation
 - b. Drain and sewer
 - c. Drain, sewer and surface preparation
 - d. Tube and pipe
 - e. Hydrodemolition

Operatives must pass the Safety Awareness Refresher course every 3 years to retain WJA operational cards

ASK US ABOUT OUR SAFETY AWARENESS COURSE TODAY

+44 (0)208 320 1090 | info@waterjetting.org.uk



SAFETY AWARENESS CNC

A one-day City & Guilds accredited course based on the WJA's Safety Awareness course.

It gives CNC machine operators an effective introduction to water jetting applications and safety.

The course includes a practical assessment in the form of the WJA approved instructor carrying out a site visit to assess how the equipment is used by course candidates.

LEARNING OUTCOMES

- Successful candidates will be given access to digital versions of the WJA codes of practice via the WJA app. Hard copies can also be purchased
- Understand the basic hazards involved with high pressure and ultra high pressure water jetting
- Understand health and safety and the hierarchy of control when applied to a water jetting task
- Have knowledge of the potential damage that can be caused by a water jet or pressurised system failure
- Have knowledge of the different types of water jetting pump
- Identify different types of water jetting systems and how they work
- Know the pressure ratings of safety devices and equipment
- Understand what can go wrong within a water jetting task
- Know what to do in case of a water jetting incident and injury
- To have an overview of WJA modules

PRE-COURSE REQUIREMENTS

CANDIDATES AGED 16-18

Must be employed by a company or enrolled on a structured training programme.

CANDIDATES MUST BE AT LEAST 18

If unemployed or employed but not on a structured training course.

PRACTICAL MODULES

ACCREDITING BODY



ACCREDITED
PROGRAMME

COURSE LENGTH

1 DAY



Surface
Preparation



Drain and
Sewer



Tube and
Pipe



Drain, Sewer
and Gun



Hydrodemolition

KEY FEATURES

- Facilitated group discussions
- Question and answer sessions
- Review of incidents and injuries in the industry
- Use of personal knowledge within the training group, facilitated by the coach/examiner

DELIVERY

CLASSROOM THEORY
PRACTICAL ASSESSMENT

COURSE EXAMINATION

Assessment is a balance of theory and practical ability. Candidates are examined on their knowledge using the CLiKAPAD digital response tool. In some circumstances, a paper examination system may be used.

Candidates must achieve a mark of 75% to pass the course.

WJA CODES OF PRACTICE

Successful candidates will be given access to digital versions of all WJA codes of practice via the WJA app. Hard copies can also be purchased.



WHO SHOULD ATTEND

- New operational trainees
- Water jetting service managers and designers
- Water jetting service supervisors
- Site owners where water jetting tasks are carried out
- Permit issuers
- Health and safety managers and officers

Tube and Pipe Practical Assessment





Surface Preparation Practical Assessment



Drain, Sewer and Surface Preparation Practical Assessment

TOPICS COVERED

Each practical module is designed to cover issues and skills relevant to the water jetting tasks operatives attending carry out.

1. Introduction to the practical water jetting task and the structures they are used on
2. WJA code of practice
3. Equipment (checks and defects)
4. Nozzle (types and selection)
5. Hoses (certification, checking & management)
6. Reaction force
7. PPE / RPE
8. Grit blasting vs water jetting
9. People and teams
10. Typical examples
11. Typical incidents and injuries
12. Health and Safety at Work Act 1974
13. Typical applications
14. Practical assessment on the relevant water jetting task

ASK US ABOUT OUR PRACTICAL MODULES TODAY

+44 (0)208 320 1090 | info@waterjetting.org.uk

LEARNING OUTCOMES

- Successful candidates will be given access to digital versions of the WJA codes of practice via the WJA app. Hard copies can also be purchased
- Understand the hazards involved in carrying out water jetting tasks specific to their work
- Understand health and safety and the hierarchy of control when applied to a water jetting task
- Have knowledge of the injuries that can be caused by a water jet or pressure system failure
- Understand daily checks and identify hazards on equipment prior to start up
- Understand what makes a competent team when carrying out water jetting tasks
- Understand the potential hazards when carrying out water jetting tasks relevant to their work
- Understanding how to prevent a water jetting injury and action required, as specified by the relevant code of practice if one does occur
- Understand what must be done to leave an area safe and secure

PRE-COURSE REQUIREMENTS

Candidates must have attended and passed the WJA Safety Awareness course within the previous three years.

CANDIDATES AGED 16-18

Must be employed by a company or enrolled on a structured training programme.

CANDIDATES MUST BE AT LEAST 18

If unemployed or employed but not on a structured training course.

PRESSURE WASHING

This is a stand-alone WJA course.

Candidates are not required to first attend and pass WJA Safety Awareness.

ACCREDITING BODY



COURSE LENGTH



1 DAY

KEY FEATURES

- Facilitated group discussions
- Question and answer sessions
- Review of incidents and injuries in the industry
- Use of personal knowledge within the training group, facilitated by the coach/examiner

DELIVERY

CLASSROOM THEORY
PRACTICAL ASSESSMENT

COURSE EXAMINATION

Assessment is a balance of theory and practical ability. Candidates are examined on their knowledge using the CLiKAPAD digital response tool. In some circumstances, a paper examination system may be used.

Candidates must achieve a pass mark of 75% to pass the course.

WJA CODES OF PRACTICE

Successful candidates will be given access to digital versions of all WJA codes of practice via the WJA app. Hard copies can also be purchased.



WHO SHOULD ATTEND

- New operational trainees
- Pressure washing service managers and designers
- Pressure washing service supervisors
- Site owners where pressure washing tasks are carried out
- Permit issuers
- Health and safety managers and officers

Pressure Washing Practical Assessment





TOPICS COVERED

1. Introduction to surface preparation
2. Purple code of practice
3. Pressure washer pumps
4. Electrical power
5. Accidents
6. The jet
7. Jet velocities
8. Safe use of heat and chemicals
9. Types of nozzle
10. Cleaning surfaces
11. Cleaning tubes and pipes
12. Cleaning drains and sewers
13. Selection and inspection of hoses
14. Safety devices
15. Pressure washer system types
16. Health and Safety at Work Act 1974
17. PPE / RPE
18. Duties and responsibilities of team members
19. The working area
20. Preparation for practical assessment
21. Practical surface preparation assessment

ASK US ABOUT OUR PRESSURE WASHING COURSE TODAY

+44 (0)208 320 1090 | info@waterjetting.org.uk

Operatives are required to attend the Pressure Washing Refresher course every 3 years to review knowledge and practical skills

LEARNING OUTCOMES

- Successful candidates will be given access to digital versions of the WJA codes of practice via the WJA app. Hard copies can also be purchased
- Be able to safely clean a surface using a jetting gun up to a pressure of 207 bar (3,000 psi) at flow rates up to 22 litres/minute
- Understand the hazards involved when using pressure washer accessories
- Understand health and safety and the hierarchy of control when applied to a water jetting task.
- Have knowledge of the potential injuries caused by a water jet or pressurised system failure
- Understand daily checks and identify hazards on equipment prior to start up
- Understand what makes a competent operative and team when using pressure washers
- Understanding how to prevent a pressure washing injury and action taken as specified in the purple code of practice if one occurs
- Understand how to leave a work area safe and secure

PRE-COURSE REQUIREMENTS

CANDIDATES AGED 16-18

Must be employed by a company or enrolled on a structured training programme.

CANDIDATES MUST BE AT LEAST 18

If unemployed or employed but not on a structured training course candidates.

CLICK TO EXAMINE

The WJA is moving from written tests to using the CLiKAPAD digital response system to examine candidates attending City & Guilds courses.

Under the system, which becomes mandatory in April 2025, candidates use digital pads to respond to blocks of multiple choice questions that are set at intervals throughout the courses, focusing on specific topics.

The WJA approved coach/examiner can see how questions are answered, so can go over topics again if necessary.

The system helps to counter concerns some candidates have about taking end-of-course written assessments. It also makes learning more interactive and enjoyable, and helps coach/examiners support candidates with different learning styles and abilities.



CLiKAPAD

COURSE VERIFICATION ON WJA APP

Water jetting operatives, service users and employers can confirm WJA courses are current by viewing details via the WJA app. They can also scan a QR code on a WJA jetting card or a WJA digital course certificate. This provides access to a secure verification portal where course details can be viewed.



INTERNATIONAL TRAINING

The WJA now allows its courses to be delivered by approved examination providers and coach/examiners who are based outside the United Kingdom. This is helping meet growing demand for WJA training courses around the world, notably in the Middle East. All training organisers and their personnel must go through the same rigorous approval process and continual assessment as UK-based colleagues to be registered and approved by the WJA.

FIRST AID ALGORITHM

A key element of all WJA training courses is instruction on the use of a step-by-step best practice guide for treating water jet injuries from first response through to definitive hospital care and recovery. The WJA Water Jetting Injury Treatment Algorithm has been developed as a result of research, commissioned by the WJA, into the unique nature of water jet injuries.



LEVEL 2 WATER JETTING TECHNICIAN CERTIFICATE

The WJA's Level 2 Water Jetting Technician Certificate is the WJA's first qualification for assessing competent water jetting.

It combines our proven **City & Guilds** courses with a new vocational assessment element to create a qualification, accredited by the **ABBE** awarding body, that confirms the learner's competency.



COURSE ELEMENTS



The learner undertakes and achieves a pass in both the WJA Safety Awareness course and the WJA Surface Preparation module.



The assessor observes the learner in the workplace against set performance criteria.



The learner undertakes and achieves a pass in at least one other WJA practical module of their choice.



The assessor carries out a recorded professional discussion with the learner to assess them against the knowledge criteria and, if they meet the standard, signs them off as competent.



The learner then is passed to their WJA approved VQ qualified assessor, and will produce, with guidance, their Portfolio of Competency evidence.



Quality assurance is undertaken by the WJA's internal quality assurer and ABBE's external quality assurer before the qualification certificate is issued.

VOCATIONALLY ASSESSED ELEMENTS

The learner is assessed for competency in their workplace by both observed action and workbook assessment against the following elements:

Unit WJ2641 – Conforming to general health and safety.


Unit WJ2642 – Conforming to productive working practices.

Unit WJ2643 – Moving, handling and storing resources.


Unit WJ284 – Setting up water jetting equipment alongside at least one of the following two options:

Unit WJ285 – Removal of materials by water jetting.

Unit WJ286 – Cutting and breaking of materials with water jetting.



- Learners who are registered onto this qualification can apply for CSCS's red trainee card, permitting their access to site whilst progressing through the qualification.



- Learners who achieve this qualification can apply for CSCS's blue skilled worker card (renewable every 5 years by completing the CSCS touch screen test).
- Learners who achieve this qualification will qualify for the WJA's competent operative card, renewable every 3 years with a 2 module refresher.

**ASK US ABOUT
OUR LEVEL 2
TECHNICIAN
CERTIFICATE
COURSE TODAY**

+44 (0)208 320 1090
info@waterjetting.org.uk

DO YOU NEED WATER JETTING TRAINING?

Would you like to become a WJA registered water jetting training provider or WJA approved instructor?

Contact us today for more information.

- Find out about WJA coaching and examination

- Work with us to promote standards and safety

- Join the WJA

+44 (0)208 320 1090
info@waterjetting.org.uk
www.waterjetting.org.uk

Water Jetting Association

The Engine House, Veridion Way,
Erith, Kent, DA18 4AL. United Kingdom

